

Riki Riki

Analysis and Design of Web-Based Wedding Planner Applications Case Studies on Resta Wedding Organizers.pdf

 Komunitas Dosen Indonesia

Document Details

Submission ID

trn:oid:::3117:587512273

Submission Date

May 7, 2026, 2:43 PM GMT+7

Download Date

May 7, 2026, 2:44 PM GMT+7

File Name

Analysis and Design of Web-Based Wedding Planner Applications Case Studies on Resta Wedding....pdf

File Size

858.6 KB

12 Pages

3,313 Words

16,712 Characters





21% Overall Similarity

The combined total of all matches, including overlapping sources, for each database.




Exclusions

▸ 2 Excluded Sources

Match Groups

-  **31 Not Cited or Quoted** 20%
Matches with neither in-text citation nor quotation marks
-  **2 Missing Quotations** 1%
Matches that are still very similar to source material
-  **0 Missing Citation** 0%
Matches that have quotation marks, but no in-text citation
-  **0 Cited and Quoted** 0%
Matches with in-text citation present, but no quotation marks

Top Sources

- 19%  Internet sources
- 9%  Publications
- 0%  Submitted works (Student Papers)

Integrity Flags

0 Integrity Flags for Review

No suspicious text manipulations found.




Our system's algorithms look deeply at a document for any inconsistencies that would set it apart from a normal submission. If we notice something strange, we flag it for you to review.

A Flag is not necessarily an indicator of a problem. However, we'd recommend you focus your attention there for further review.

Match Groups

- **31 Not Cited or Quoted 20%**
Matches with neither in-text citation nor quotation marks
- **2 Missing Quotations 1%**
Matches that are still very similar to source material
- **0 Missing Citation 0%**
Matches that have quotation marks, but no in-text citation
- **0 Cited and Quoted 0%**
Matches with in-text citation present, but no quotation marks

Top Sources

- 19%  Internet sources
- 9%  Publications
- 0%  Submitted works (Student Papers)

Top Sources

The sources with the highest number of matches within the submission. Overlapping sources will not be displayed.

1	Internet	
www.grafiati.com		8%
2	Internet	
jurnal.buddhidharma.ac.id		3%
3	Publication	
Stefunus Kristianto. "Analysis and Rental of Boarding House Information System ...		2%
4	Publication	
Namy Raptama, Riki. "Analysis and Design of Information Systems for Make-Up ...		1%
5	Internet	
e-journal.hamzanwadi.ac.id		1%
6	Internet	
repository.nusamandiri.ac.id		<1%
7	Internet	
jurnal.itscience.org		<1%
8	Publication	
Yudi Baskara. "Design of A Web-Based Goods Recording Application at PT. Cahaya...		<1%
9	Internet	
ojs.unm.ac.id		<1%
10	Internet	
repositori.buddhidharma.ac.id		<1%

11	Internet	en.wikipedia.org	<1%
12	Internet	jurnal.untan.ac.id	<1%
13	Publication	M B Winanti, A Handiansyah. "Use of Apriori Algorithm on Building materials Sale...	<1%
14	Internet	ejournal-binainsani.ac.id	<1%
15	Internet	garuda.kemdikbud.go.id	<1%
16	Publication	"Proceedings of Second International Conference on Electrical Systems, Technolo...	<1%
17	Publication	Suryadi Wijaya, Yo Ceng Giap. "Twitter Opinion Mining Analysis of Web-Based Ha...	<1%

Analysis and Design of Web-Based Wedding Planner Applications Case Studies on Resta Wedding Organizers

Dennis Gunadi^{1)*}, Riki²⁾

¹⁾²⁾³⁾ Universitas Buddhi Dharma

Jl. Imam Bonjol No.41 Karawaci, Tangerang, Indonesia

¹⁾gunadidennis@gmail.com

²⁾iq.himmura@gmail.com

Article history:

Received 30 June 2022;

Revised 20 July 2022;

Accepted 28 July 2022;

Available online 25 August 2022;

Keywords:

Information System

MySQL

PHP

Website

Wedding Planner

Abstract

Wedding Planner is a service that serves to assist the bride and groom in doing a planning and implementation of the entire event in a wedding party by adjusting all the needs and desires of the bride and groom so as to make the desired wedding party. Problems that occur Data management and Marketing Services wedding organizer in Resta Wedding Organizer is still done manually. Customers must come to the location of the wedding organizer directly to place an order, this is due to media limitations. Meanwhile wedding organizer marketing is still done through people to people, through brochures and simple social media that still impactless widespread dissemination of information. So we need other marketing media better and can reach many people. The purpose of this study is to build a Wedding Planner information system designed using web application-based information technology that has a purpose to simplify the ordering process and further expand the distribution of marketing information and sales of Wedding Planner services. Wedding Planner is using PHP programming language and MySQL as a Database and for this system development method using prototyping method which consists of the process of analysis, design, application development, evaluation and results. The Wedding Planner information system is very helpful for brides and grooms who find it difficult to plan their wedding party and want to make it easier to make reservations. With the development of technology at this time the Wedding Organizer has begun to replace the manual process into the online process with a web-based Wedding Planner information system.

I. INTRODUCTION

A marriage is a form of commitment between 2 couples who are the most important in a relationship. Every human being will certainly hold a wedding and do their best to prepare for this sacred wedding moment. Preparations to carry out a wedding must be planned as carefully as possible because everyone only wants a once-in-a-lifetime wedding, therefore weddings must be prepared as well as possible. made a decision by the bride and groom about what needs to be prepared for the wedding. In addition to these things, what is also a problem for the bride and groom in preparing for a wedding is the need for information such as themes, photo studios, invitations that must be prepared by the bride and groom in preparing for the wedding. Resta Wedding Organizer is one of the many service providers to prepare and plan a wedding available in Tangerang, which is located at Permata Regency II Housing Block EC 2 No 2 Gelam Jaya Pasar Kemis Tangerang Banten. Resta Wedding Organizer is a business that has been managed for generations and has long been engaged in providing wedding preparation services.

At the Resta Wedding Organizer, when customers want to use the services of a wedding planner, they still use the manual method by having to come directly to the location that provides services, this makes it less effective and quite time-consuming on the way to the location, and from a marketing perspective still distributing brochures manually.

* Corresponding author

which causes marketing can only be done on a small scale around the location, therefore to be more effective and efficient a wedding planner and marketing information system is needed so that customers can more easily get the information recommendations needed, and can also place orders online. With the development of technology, the need for the availability of information becomes very important at this time so that we must be able to access it anytime, anywhere. With a computer or mobile phone and an internet connection, users can use a web browser application to directly access the information the user wants to find on the website. Website-based applications have many advantages, one of which is complete information, can be used for data processing, and the costs used in management do not require a lot of money.

[1] with the existence of this Wedding Organizer Management Information System, users can get information about the Wedding Planner to design the concept, and budget which matches the user's will.

[2] with the wedding booking information system in computer-based Wedding Organizer wedding package booking services in Wedding Organizer is expected to be faster, more effective and provide a lot of convenience for clients.

II. RELATED WORKS/LITERATURE REVIEW (OPTIONAL)

Wedding Planner

Planner is a special service that helps brides and their families plan and monitor the implementation of a series of wedding events on a specified schedule [3]. Wedding planners provide various kinds of information about wedding events such as catering, services, make-up and fashion, flower shops and decorations, construction, photo shoots and video shoots, MC and entertainment, wedding invitations and souvenirs Help provide information about what is needed in a wedding.

System

[4] A system can be defined as a collection or combination of components, components, or variables that are organized relative to each other, or combined. Global systems theory, originally by Kenneth Boulding, emphasized the importance of focusing on the individual parts of the system.

Information

[5] an information starts from the data which is then processed into information, first the information is recorded then in the archive so that it can be made easier to find when needed and the dissemination of information was once only limited as the Times emerged thinking that became a science called Information Systems

Website

[6] World Wide Web (W3) or also known as the term web is a system associated with documents used as a media device to display text, images, multimedia and others on a computer network

[7] world Wide Web or commonly abbreviated as WWW is a collection of several websites that can be accessed via the internet that contains all the information needed by all users of internet services. From the above opinion can be concluded that the web is a system or internet resources that can be accessed in the form of documents in the form of text, images and others that are used to obtain information and so forth.ation.

III. METHODS



Fig. 1 Prototype Methods [4]

13 Communication and initial data collection, namely analysis of user needs (in this case the bride and groom and the Wedding Organizer)

1. Quick planning and modeling, namely making general temporary designs for further development.
2. Formation of prototypes, namely the manufacture of prototype devices including testing and refinement.
3. Submit the prototype program to the user for evaluation of the prototype, with the aim of evaluating the prototype and refining the analysis of user needs.
- 7 4. Feedback from users regarding the improvement of the prototype, namely making the actual type based on the results of the prototype evaluation.
5. Final production, namely producing the device as a whole so that it can be used by the user

Data collection technique

What is done at this stage is to collect the data needed in the study. Based on the method of obtaining research data,

1. First, interview the owner to get information about the company and its working system.
2. Second Conduct follow-up interviews with admin staff to get report information
3. Third, by conducting observations and literature studies to prove the results of interviews with actual events that occurred

Supporting data from inside and outside the company so that programming can be carried out correctly and accurately. In accordance with the needs, data collection is done by 3 methods of data collection. Interviews were conducted at the beginning of the process in order to obtain basic information and describe the form of the company that will be researched, then there is a literature study to obtain data that will be needed to make decisions. Then the last one is direct observation.

TABLE I
DATA COLLECTION

Data	Jenis Data				Bentuk Data		Data collection technique	Data source
	Map	Table	Photo	Description	Primary	Secondary		
System Requirements Analysis				√	√		Interview	Owener
Location of Wedding Organizer	√					√	Observasi	Come to the location
Wedding Documentation			√			√	Interview	Owner
Wedding Package Data				√		√	Interview	Owner

Data Analysis Techniques

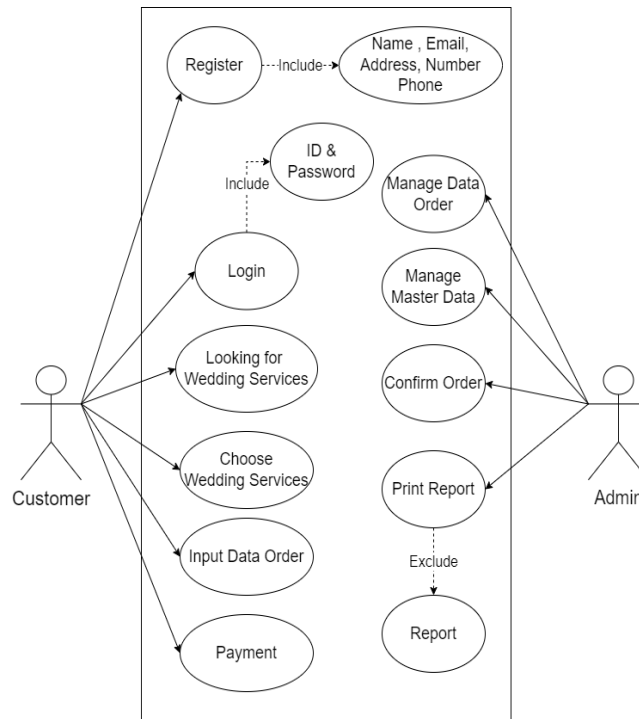


Figure 2 - Use Case Diagram

1. Customers visit the Resta wedding organizer website
2. Customers view available wedding packages
3. Customers choose wedding packages
4. Customers register and login
5. Customers fill in order data
6. Customers pay for the wedding package
7. Admin confirms the order
8. Admin can manage master data
9. Admin can manage order data
10. Admin can do report printing

Activity Diagram

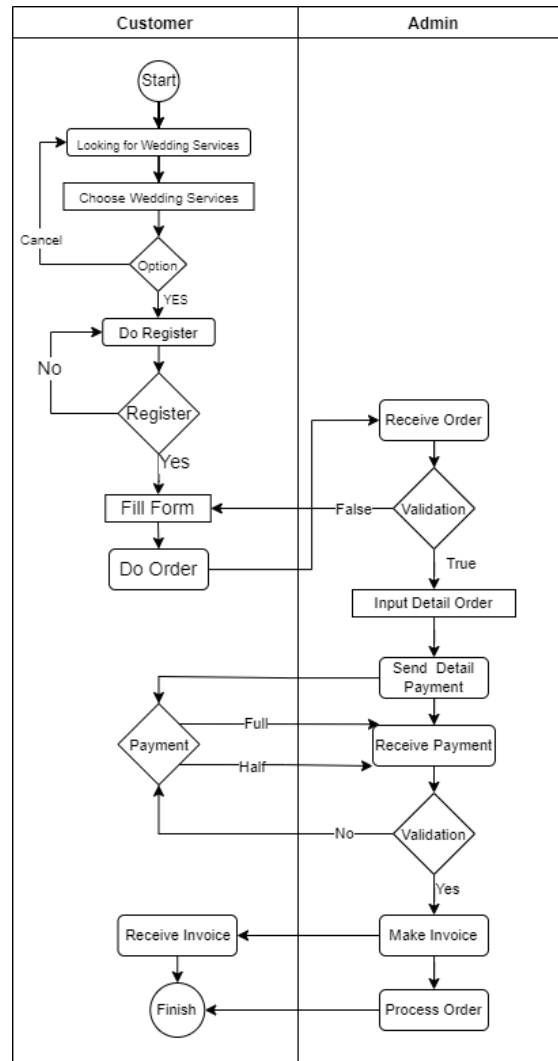


Figure 4 - Activity Diagram

1. Customer view wedding package
2. Customers choose wedding packages
3. If the customer has made a choice, then register and if the customer has not made a decision, the customer can choose a wedding package again
4. Customers register
5. If not, the customer must register and if you have registered then fill out the purchase order form
6. Customers can place orders
7. The admin accepts the order and validates the order if it is appropriate then the admin will input the details of the order and if there is an error then the customer must fill out the order form
8. Admin provides payment details
9. The customer pays the order fee in full or with a down payment in advance
10. If the payment from the customer has been validated then the admin will make a receipt and if you have not made a payment the customer must pay the booking fee first
11. The customer gets a receipt as proof of payment
12. Admin processes orders that have been ordered by customers and paid for

Class Diagram

Chart showing classes on the Wedding Planner website. The stage graph shows the condition of the fixed frame. The class graph created at the time of configuration is the final representation of the classes monitored by the framework, and each class is accompanied by prerequisites and activities.

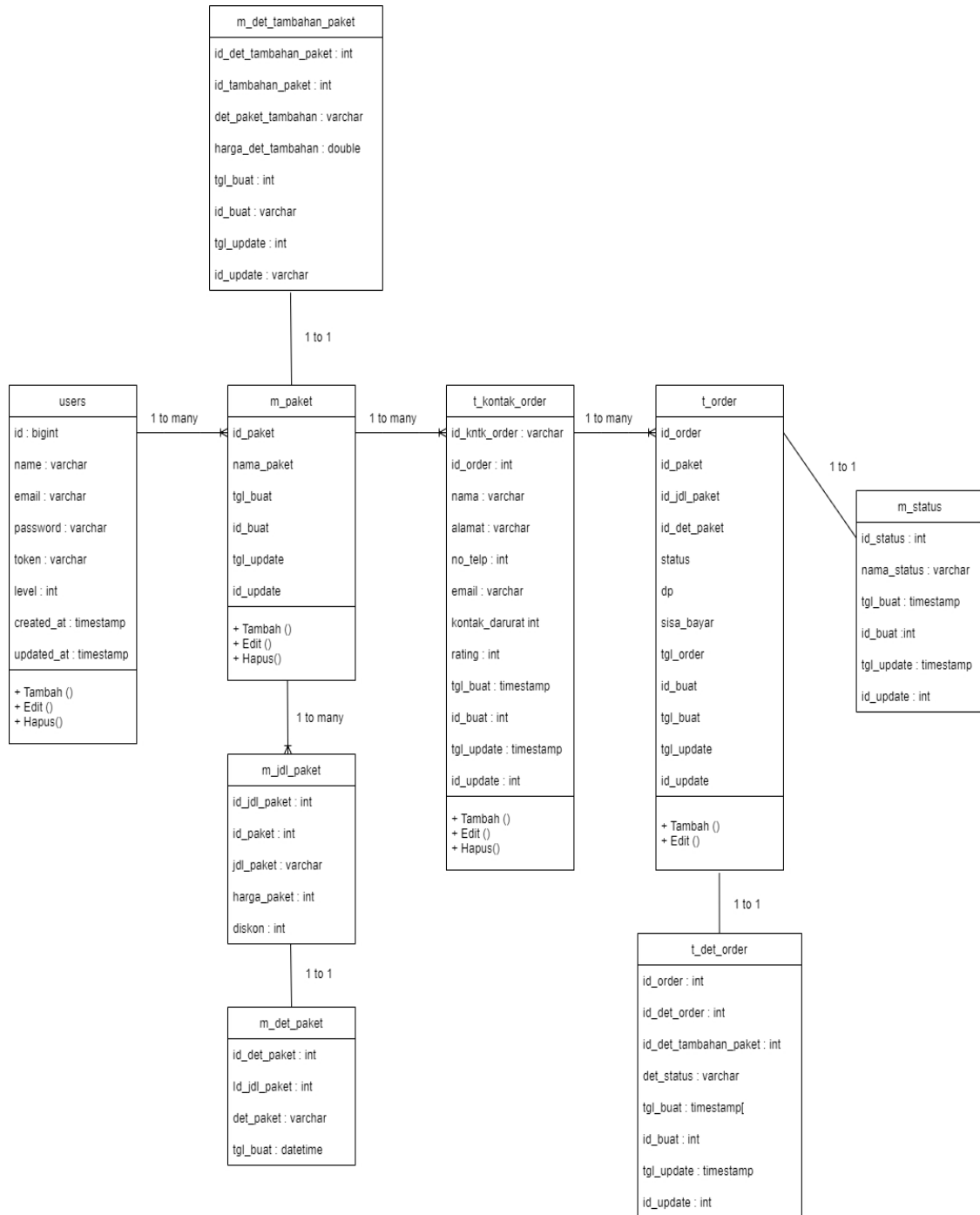


Fig. 5 Class Diagram

IV. RESULTS

Program Interface



Fig. 6 Home Page

The following display is the main menu of the Resta Wedding Organizer website which is the initial display when users access this website, there are various kinds of images and information about wedding organizers and wedding packages.

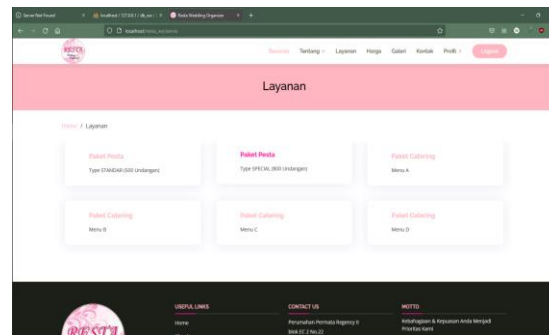


Fig. 7 Services Page

This page provides information about what services are provided by Resta Wedding Organizer that can be ordered by customers according to their wishes and needs at the time of the wedding.

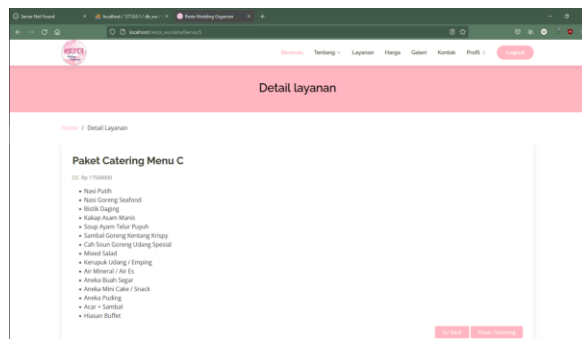


Fig. 8 Services Detail Page

This page displays all the order details provided on the selected package to make it easier for customers to know what they are getting when ordering the package they want

3

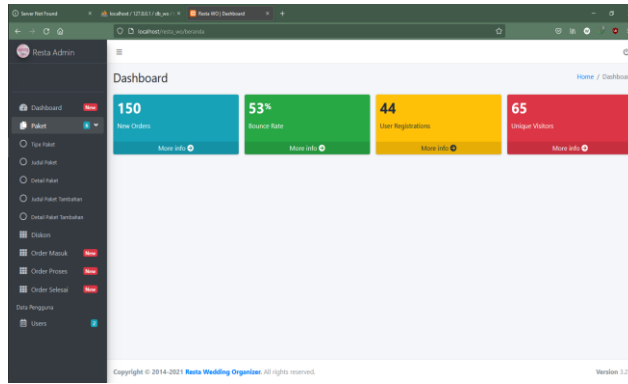


Fig. 9 Admin Page

The following is the initial view of the admin page which provides several menus such as the menus on the left of the website and also on the dashboard there is a menu for managing data such as ordering data, purchasing data, users who register.

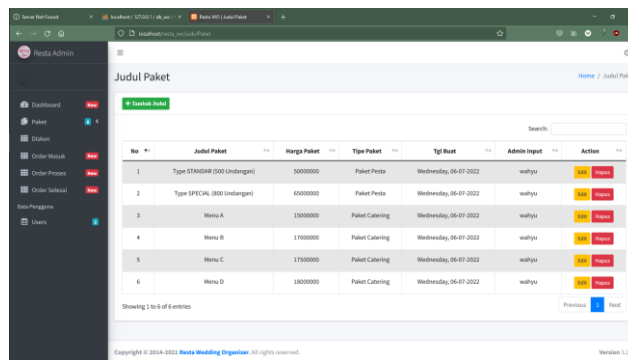


Fig. 10 Manage Data Page

Admin can make changes to the title of each existing package or delete the package

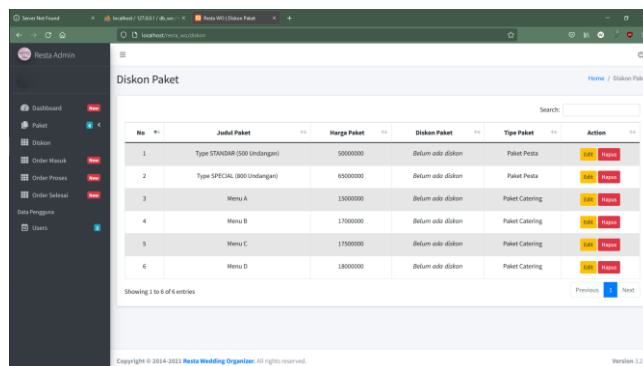


Fig. 11 Manage Discount Page

Admin view to manage wedding packages admin can add, change packages, and delete packages, set discounts, add additional packages that can be ordered by customers.

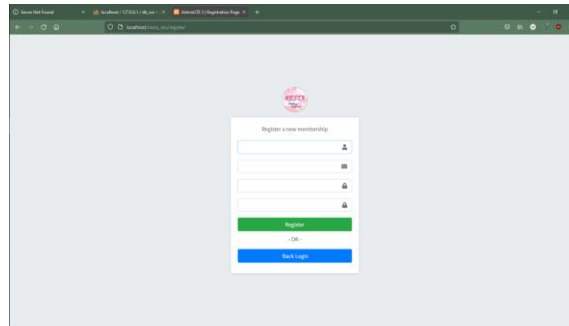


Fig. 12 Register Page

The Register page functions for customers who do not yet have an account to login, can register by filling in valid personal information as a registration requirement after registering and having an account, customers can login

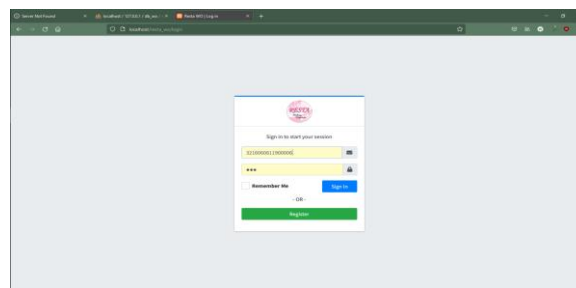


Fig. 13 Login Page

The login page is used by customers who want to make purchases, they must first login using an account that has been registered and those who do not have an account can register first.

Program Test Results

Positive Scenario

TABLE 2
POSITIVE SCENARIO

No	Information	Step	Expected Result	Actual Result	Result
1	Website've been in the hosting	Open the browser and type the website address	to Appear the appearance of the home page of the website wedding planner	Home Page Successfully Perform	OK
2	the Process of Authentication	Open page Login / Register then Login and Registration in the the Login page/ Register	Page Appears Login / Register and the user can Login / Register	the User can perform the Login Process/ The list	OK
3	Change the data Profile	to Open the profile page and then the user make changes to the data	Appeared Profile Page and users can change the profile data	User can change the profile data	OK
4	a List of the Categories	Opening the Package page	Appears the package page that displays all of the packages can be booked	the package Page successfully performed and the user can choose a package	OK

5	Package Details	Open the Details Page of the Package	Appears detail package selected by the user	Detail package selected by the user has already managed to appear	OK
6	Detail WO	Open the About Page	Appears company profile	about Page successfully performed and the user can view details about the WO	OK
7	Booking Transaction	After selecting the package the user fill in the data yourself to book the package	Appears form the contents of the order data and the user can order the desired packages	booking Transaction is successful the user can book the package	OK
8	Transactions Payments	After booking the user clicks the pay button to make a payment	to Appear the appearance of pay	Successfully display the menu of the payment and the user can make the payment	OK
9	History	Open the menu history to display the history of the order	Displays the order History	User can view the transaction history in the History menu	OK
10	Search	Users click on the part search field to locate the desired packages	the User can search for the desired package	Users successfully perform the search the desired packages	OK
11	Review and Rating	Users give a rating for a package that is already in the message by clicking on the rating	Users give a rating on the orders already in the message	the User managed to give a Rating on the package that is already in the select	OK

Negative Scenario

TABLE 2
NEGATIVE SCENARIO

No	Information	Step	Negative Condition	Expected Result	Actual Result	Result
1	Website've been in the hosting	Open the browser and type the website address	No internet connection	browser Display information display "No internet connection" and the web page does not open	Page of the website doesn't appear and the browser displays the message "No internet connection"	OK
2	the Process of Authentication	Open page Login / Register then Login and	either enter the data	Displays the information that the data inputted	Page and login the register displays a	OK

		Registration in the the Login page/ Registers		wrong can't login/register	message that the data entered by the user is not according to the criteria of	
3	Change the data Profile	to Open the profile page and then the user make changes to the data	the Data that changed still the same with the beginning of the	Display information that the data inputted wrong can not change the data	of Page change the profile displays information that you want to change must be different from the previous	OK
4	a List of the Categories	Opening the Package page	No internet connection	browser Display information display "No internet connection" and the web page does not open	Page of the website doesn't appear and the browser displays the message "No internet connection"	OK
5	Package Details	Open the Details Page of the Package	No internet connection	browser Display information display "No internet connection" and the web page does not open	Page of the website doesn't appear and the browser displays the message "No internet connection"	OK
6	Detail WO	Open the About Page	No internet connection	browser Display information display "No internet connection" and the web page does not open	Page of the website doesn't appear and the browser displays the message "No internet connection"	OK
7	Booking Transaction	After selecting the package the user fill in the data yourself to package bookings	don't Fill out the Form Input orders in accordance with the data shouldn't	Website will display a Warning to fill the data with the correct	web Page gives Warning to fill each form correctly	OK
8	Transactions Payments	After booking the user clicks the pay button to make a payment	does Not Fill the fill the proof of payment orders in accordance	Website will display a Warning to make delivery of the proof of payment	the web Page give Warning to perform the delivery of evidence pay	OK

			with the data shouldn't			
9	History	Open the menu history to display the history of the order	had never book	Display History Blank	Page History does not display the data	OK
10	Search	Users click on the part search field to locate the desired packages	When filling out the data Search data not found	Website will not display the search results	web Page does not display results of the search "search Results not found"	OK
11	Review and Rating	Users give a rating for a package that is already in the message by clicking on the rating	the User does not give the review of the	Website will show a Warning for doing the rating	of the web Page displays a Warning to fill the rating	OK

V. CONCLUSIONS

Based on the results of the discussion that has been discussed in the previous chapter, now the author can draw the following conclusions:

Web-based wedding planner booking information system can help Resta Wedding Organizer do online marketing and promotion; With a web-based wedding planner booking information system, customers can make a wedding organizer booking faster, more effectively without having to come directly to the location to place an order and see a list of packages; Web-based wedding planner booking information system helps to carry out recording and reporting activities to be more optimal because it does not use paper as a recording medium so that the stored data is more structured which will later be made into a report.

REFERENCES

- [1] R. A. da. M. S. Sukamto, *Rekayasa Perangkat Lunak Terstruktur dan Berorientasi Objek*. Informatika.
- [2] M. Y. Saputra and E. Retnoningsih, "Sistem Informasi Pelayanan Paket Pernikahan Pada Nirwana Organizer Bekasi," *Bina Insa. ICT J.*, vol. 3, no. 2, pp. 360–369, 2016.
- [3] S. S. Mluyati, "Rancang Bangun Sistem Informasi Penyewaan Wedding Organizer Berbasis Web Dengan Php Dan Mysql Pada Kiki Rias," *J. Tek.*, vol. 7, no. 2, pp. 29–35, 2019, doi: 10.31000/jt.v7i2.1355.
- [4] T. Sutabri, *Analisis Sistem Informasi*. Andi.
- [5] D. P. Novad, "Konsep Dasar Sistem Informasi Manajemen Dan Implementasinya Di Dunia Pendidikan. INA-Rxiv," *December*, vol. 11, doi: 10.31227/osf.io/g64cd.
- [6] A. F. K. Sibero, "Web Programing Power Pack.mediaKom."
- [7] Mr. Arief, *Pemrograman Web Dinamis Menggunakan PHP dan MYSQL*. Andi.